



Learning at Home Darra State School

Guidelines to access educational materials to continue student learning at home.

There are three options for parents to access online materials. Students will require an adult or older sibling on hand to provide guidance and supervision while they work through the tasks. There are other web pages and links also attached.

Option 1 – Darra SS Class Ed Studio (first port of call for all students)

Option 2 – Learning Place (optional and supplementary learning)

Option 3 – learning@home web page (optional and supplementary learning)

OPTION 1 Class Ed Studio
Darra SS teachers have created a class Ed Studio for their own class. Families can access this at home through the [Learning Place website](#) using individual student log on details. This is the same logon (username and password) that students use to log on to the computers at school. Please find log on details attached or contact the teacher for these details if required.

Teachers have chosen particular resources for their class from the QLD Department of Education’s learning@home webpage and school purchased websites to include in their Ed Studio. These online resources are there to support families to maintain student learning at home in the event of a prolonged school closure or student absence.

Resources – (links & details below: “How to access the Learning Place resources”, this is the same process for **OPTION 1 and 2**)

ACCESS KEYS FOR CLASS ED STUDIOS


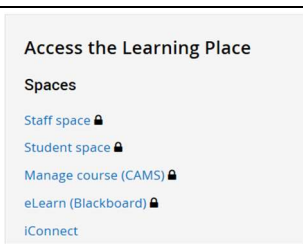
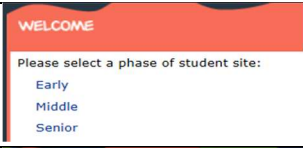
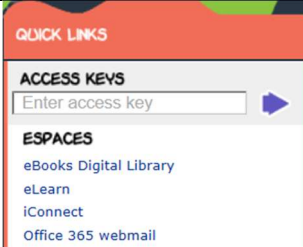
Prep N: S548252882	2B: S342252852	4M: S582255454
Prep/1G: S38252844	2/3W: S669252863	5/6H: S182259230
1H: S878252881	3/4J: S46259245	5/6O: S633252872
Mrs Andersen (P-2 support): S446258235	Ms Cox (Zones of Regulation): S97256948	Ms Pomeranke (Digi Tech): S827252892

OPTION 2 The Learning Place
Additional QLD Department of Education online resources are available through the [Learning Place website](#) using individual student log on details. This is the same logon (username and password) that students use to log on to the computers at school. Please find log on details attached or contact the teacher for these details if required.

Resources - (links & details below: “How to access the Learning Place resources”)

Prep to year 2	Years 3 and 4	Years 5 and 6
Access key: S169239942	Access key: S321239943	Access key: S917239944

How to access Learning Place resources (for Option 1 and 2) – See the steps below...

1.	Search for the ‘Learning Place’ https://learningplace.education.qld.gov.au/	
2.	Enter your username and password to get access. (Please note - If you do not know your username or password, please ask your class teacher).	Please see attached logon information from your teacher.
3.	Click ‘Student space’ (right of page)	
4.	Choose a learning phase <ul style="list-style-type: none"> • Early = P-2 • Middle = 3-6 	
5.	To access an EdStudio, enter the ‘Access Key’ (listed above under ‘CLASS ED STUDIOS’) and press ‘ENTER’ The Ed Studio that you are accessing should come up with lots of activities to be completed.	

OPTION 3
Learning @ Home

The Department of Education has a number of online tools and resources to support students. Curriculum resources for Mathematics and English are available for students to complete at their own pace.



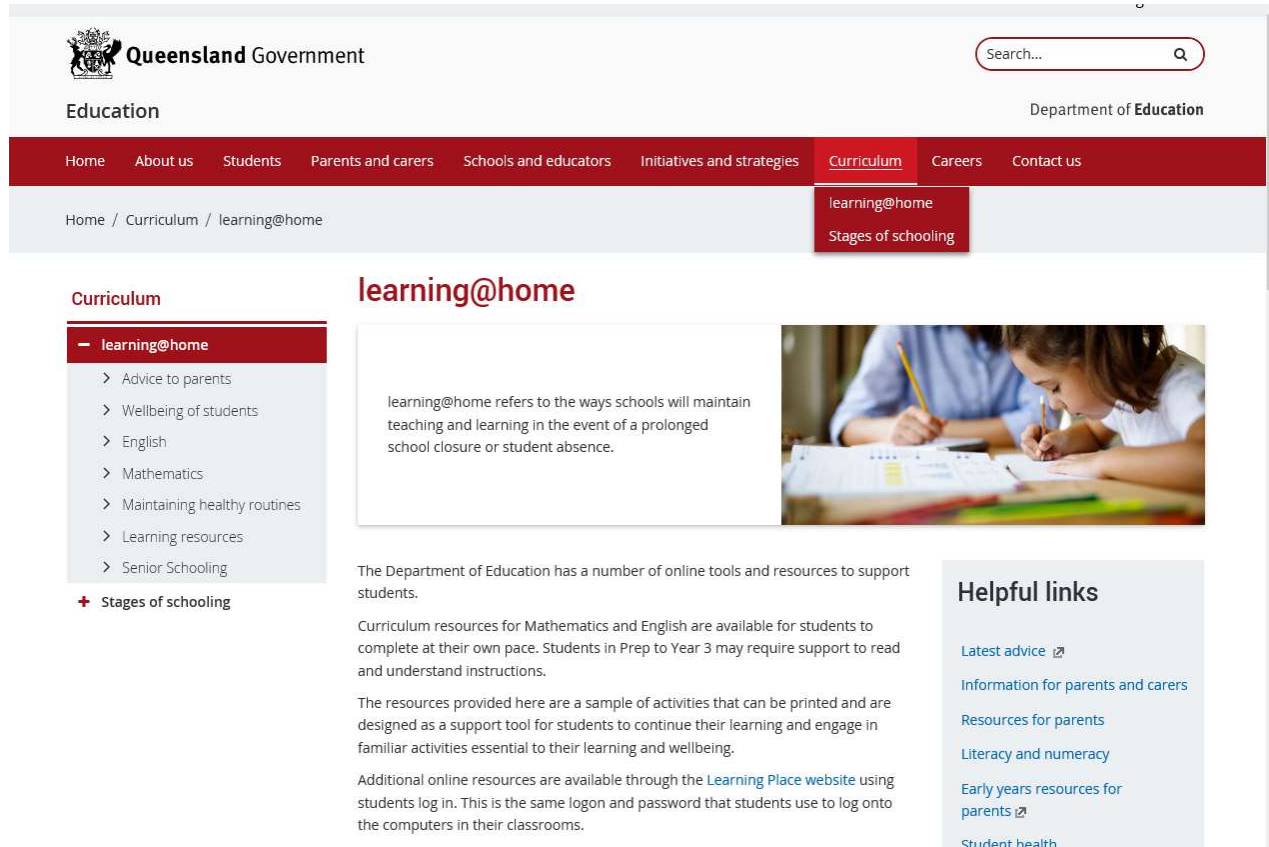
Please note - Students in Prep to Year 3 may require support to read and understand instructions. Visit <https://education.qld.gov.au/curriculum/learning-at-home> for resources. The resources provided here are a sample of activities that can be printed and are designed as a support tool for students to continue their learning and engage in familiar activities essential to their learning and wellbeing.

ACCESSING LEARNING@HOME:

Learning@home webpage - **No log on details required.**

All documents are PDF and are required to be opened and printed to be utilised.

This is what the page looks like, you will need to scroll down to find the learning links for home use.



The screenshot shows the Queensland Government Education website. The header includes the Queensland Government logo, a search bar, and the Department of Education name. A navigation menu lists various categories, with 'Curriculum' selected. Below the menu, the 'learning@home' page is displayed, featuring a sidebar with a list of curriculum topics, a main content area with text and an image of students working, and a 'Helpful links' section on the right.

School purchased websites with log on details on the attached page

Name of Provider: Reading Eggs and Reading Eggspress

Type of Service: The purpose of this website is to promote and provide access to a product designed to develop a student's ability to comprehend literacy.

Website: <http://readingeggs.com.au>

Name of Provider: Mathletics

Type of Service: The purpose of this website is to support school and home educators to bring the love of learning maths to their students.

Website: <https://www.mathletics.com>

You Tube – Darra SS has it's own You Tube page. Click on the link below for videos from class teachers. This will be updated throughout the term.

<https://www.youtube.com/channel/UChWRIFLkqAKk8azhIHyrjng/featured>

Additional resources - <https://education.qld.gov.au/curriculum/learning-at-home/learning-resources>

There are many educational websites that provide learning activities for students of all ages. To help you select relevant activities when visiting these websites look at the Prep to Year 10 [Australian Curriculum Parent information](#) webpage to see what your children will be learning in each learning area at each stage of schooling.

Aboriginal and Torres Strait Islander students and families are advised that these resources may contain images, voices, names or references to deceased persons. This may be in the form of photographs, film, audio recordings or printed material included or referenced as part of this resource.

Some of these resources contain sensitive issues for the purposes of critical study. Parents are encouraged to consider the suitability of resources for their children.

Trouble Shooting

The Learning Place website states ...

“Departmental websites and applications issues with Chrome v80

Staff, students and the public using un-managed devices (e.g. non-MOE, BYOx and personal) will have issues accessing some departmental applications and websites using Google Chrome v80. The department is working with Google to resolve these browser issues introduced by the new version upgrade.

Chrome v80 users will not be able to access:

- CAMS
- Learning Place resources (e.g. searching from Staff and Student sites)
- some resource links within eLearn courses and edStudios.

For CAMS, Staff and Student sites links to Learning Place resources, users should continue to use Internet Explorer 11 or Safari on Mac. Access will be available to eLearn using Chrome v80.”